

Purchasing Managers Index of Puerto Rico Manufacturing

April 2021



Transmission of material in this release is embargoed

Until 11:00 a.m. (AST) Tuesday, 1st, 2021

(787) 819-0730 • <https://preguntas.estadisticas.pr/>

<https://estadisticas.pr/encuestas/puerto-rico-manufacturing>

PUERTO RICO MANUFACTURING PMI DECREASED TO 57.9 IN APRIL

On a Non-Seasonally Adjusted (NSA) basis, the Purchasing Managers Index (PMI) for Puerto Rico's manufacturing sector decreased to 57.9 in April. A reading above the threshold level suggests an expansion in the manufacturing sector with respect to the previous month. The New Orders sub-index increased with respect to the previous month. On a positive note, the New Orders, Production and Supplier Delivery sub-indexes were above the threshold level of 50. In a supplemental survey of manufacturing establishments, 0% of the respondents indicated that their operations ceased following the health measurements taken by the government due to the COVID-19 pandemic. Factors affected by the pandemic in the manufacturing sector were: a reduction in suppliers' deliveries (26%), a reduction in demand (32%), a reduction in staff (16%), a reduction in inventory (32%), and others (21%). The Puerto Rico Manufacturing-Purchasing Managers Index (PRM-PMI) has been at or above the threshold level in 76 of the 132 months since the survey was first undertaken. The PRM-PMI is currently available only on a Non-Seasonally Adjusted (NSA) basis which means that seasonal fluctuations can affect its performance.

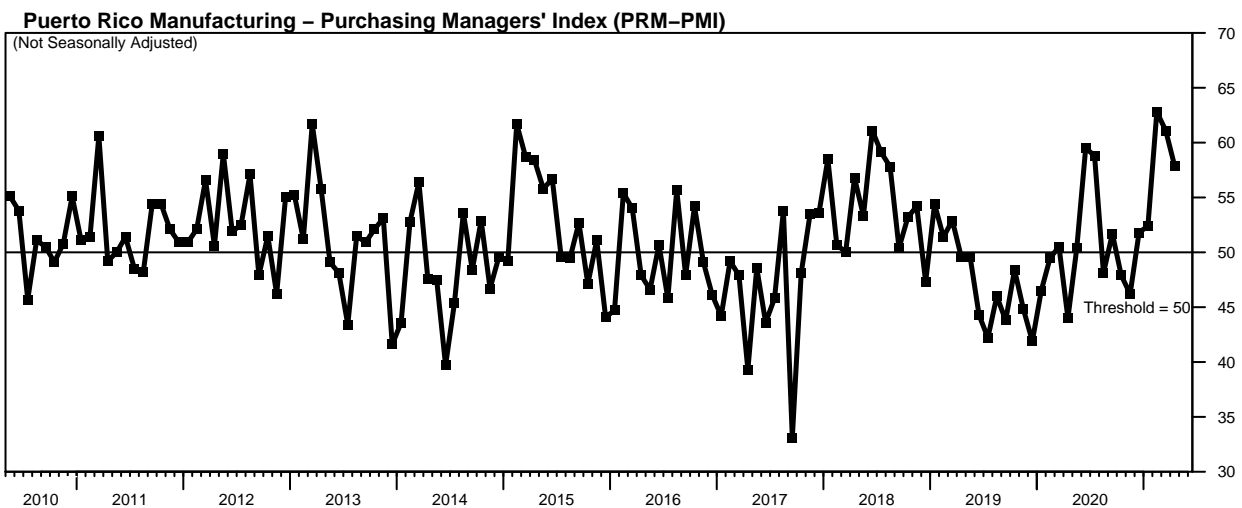


Table 1. Puerto Rico Manufacturing – Purchasing Managers' Index (NSA): April 2021

	Better	Same	Worse	PMI		
Órdenes nuevas	47.4	36.8	15.8	65.8	Higher	New orders
Producción	47.4	36.8	15.8	65.8	Higher	Production
Empleo	10.5	73.7	15.8	47.4	Lower	Employment
Entregas de suplidores	31.6	63.2	5.3	63.2	Slower	Supplier deliveries
Inventarios de su empresa	21.1	52.6	26.3	47.4	Lower	Own inventories

Puerto Rico Manufacturing – Purchasing Managers Index (NSA) 57.9 Expansion

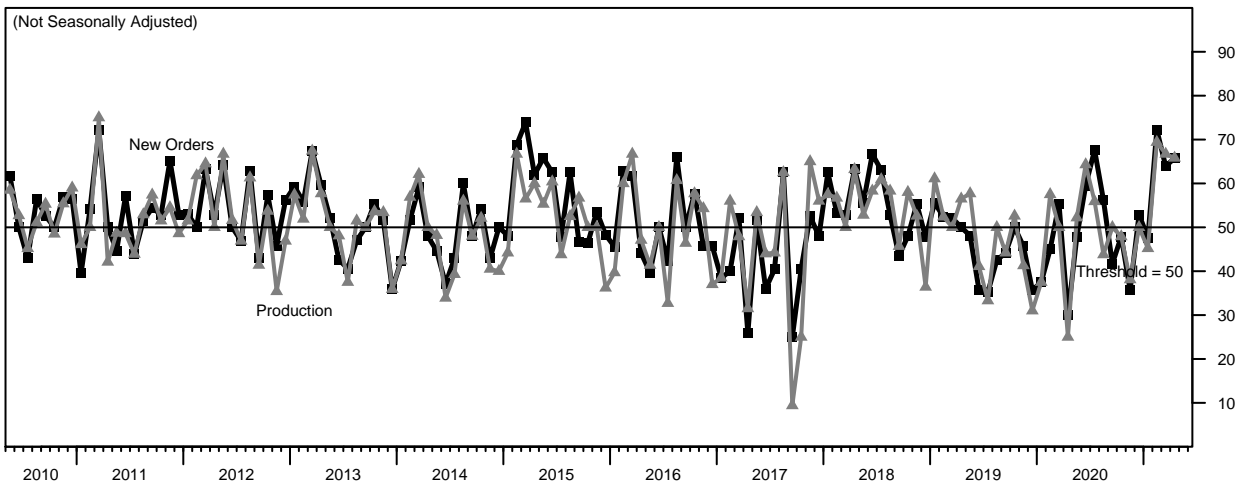
Note: Not Seasonally Adjusted (NSA)

New Orders

In April, the New Orders PMI (NSA) increased to 65.8, after being above the threshold for the previous month. A reading above 50 suggests that on a Non-Seasonally adjusted (NSA) basis, new orders at manufacturing establishments in April were higher than in March.

Production

The Production PMI (NSA) decreased to 65.8 in April, being above the threshold for three consecutive months. A reading above 50 indicates that on a Non-Seasonally Adjusted (NSA) basis, manufacturing production in April was higher than in March.

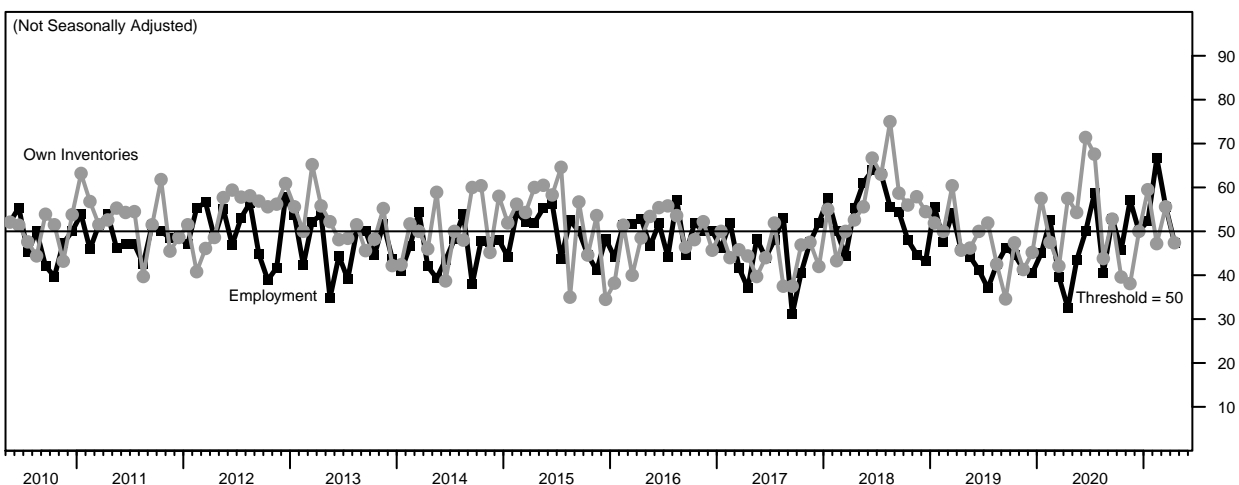


Employment

In March, the Employment PMI (NSA) decreased to 47.4, being below the threshold after being above it for five consecutive months. A reading below 50 suggests that on a Non-Seasonally Adjusted (NSA) basis, manufacturing employment in April was lower than in March.

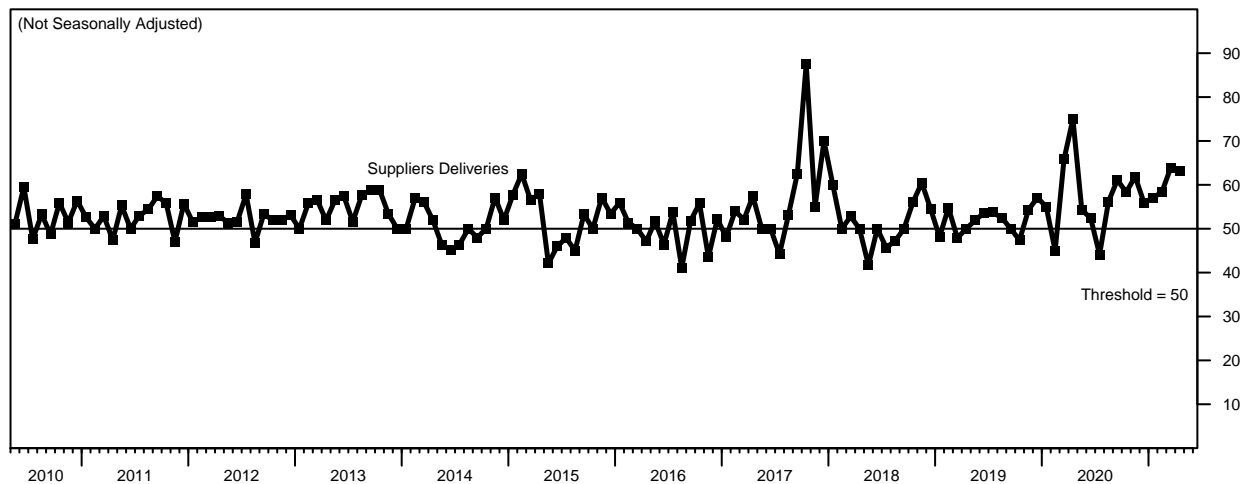
Own Inventories

In March, the Own Inventories PMI (NSA) decreased to 47.4, after being above the threshold last month. A reading below 50 indicates that on a Non-Seasonally Adjusted (NSA) basis, inventories in manufacturing establishments in April was lower than in March.



Supplier Deliveries

The Supplier Deliveries PMI (NSA) decreased to 63.2 in April, being above the threshold for the ninth consecutive months. A reading above the threshold of 50 indicates that on a Non-Seasonally Adjusted (NSA) basis, the speed of supplier deliveries in April was slower than in March.



Methodological note

The Puerto Rico Manufacturing-Purchasing Managers Index (PRM-PMI) is the result of a collaborative project between the Puerto Rico Manufacturers Association and the Puerto Rico Institute of Statistics. The PRM-PMI measures short-run business conditions in Puerto Rico's manufacturing sector and provides a broad-based metric for the productive side of Puerto Rico's economy. It is currently in a testing phase to ensure a reliable methodology. The methodology is similar to PMI surveys conducted elsewhere. The survey questionnaire is available at <https://estadisticas.pr/encuestas/puerto-rico-manufacturing>. The participants include manufacturing establishments with 50 or more employees with membership in the Puerto Rico Manufacturers Association. Currently, results are presented on a Non-Seasonally Adjusted (NSA) basis. In the future, with sufficient data points, a seasonally adjusted version of the PRM-PMI will be prepared, which will smooth away the influence of any seasonal fluctuations.

The PRM-PMI is calculated as the simple average of 5 sub-indexes, representing different business conditions in manufacturing establishments: New Orders PMI, Production PMI, Employment PMI, Supplier Deliveries PMI, Own Inventories PMI. The sub-indexes are computed using a diffusion index methodology. Specifically, for any given month with respect to the previous month, participants are asked to answer whether the business condition of the establishment: (1) improved, (2) remained the same, or (3) deteriorated. Diffusion indexes are calculated as the percentage of responses that indicate the business condition improved plus half of the percentage of responses that indicate the business condition remained the same. Responses that indicate the business condition deteriorated are not taken into account in calculating diffusion indexes. The survey also includes questions on other business conditions. The diffusion indexes that correspond to these questions are currently under evaluation.

This report was prepared by the staff of the Puerto Rico Institute of Statistics and has not been evaluated by the Board of Directors of the Puerto Rico Institute of Statistics. The information contained in this report need not reflect the official opinion of the Board of Directors of the Puerto Rico Institute of Statistics. No warranty, express or implied, is attached to these figures. While the figures are compiled with professional care, no representations about appropriateness, accuracy, or suitability for specific applications are made.

Contact information

Contact person: Ana Gabriela Jara Castro, Statistical Projects Manager

Addresses: Physical – 57 Quisqueya St., Suite 2000, San Juan, PR 00917; Postal – P.O. Box 195484, San Juan, PR 00919

Telephones: Direct – (787) 819-0730; E-mail – ana.jara@estadisticas.pr

To obtain a copy of this report

(1) Visit <https://estadisticas.pr/encuestas/puerto-rico-manufacturing>, (2) write your request at <https://preguntas.estadisticas.pr/>, (3) call (787) 819-0730, (4) mail your request to the Puerto Rico Institute of Statistics, P.O. Box 195484, San Juan, PR 00919, or (5) visit the offices of the Puerto Rico Institute of Statistics at 57 Quisqueya St., Suite 2000, San Juan, PR 00917, between the hours of 8:00 a.m. and 5:30 p.m. The report is available on paper and in the following electronic formats: pdf and Microsoft Excel. The report is free.

Publication calendar

The monthly PRM-PMI report is published at 10:00 a.m. on the first business day of the month. In specific, the table below shows the expected publication dates of the PRM-PMI report during calendar year 2020:

Reference month	Publication date
Nov-20	January 4, 2021
Dec-20	February 4, 2021
Jan-21	March 1, 2021
Feb-21	April 5, 2021
Mar-21	May 3, 2021
Apr-21	June 1, 2021

Reference month	Publication date
May-21	July 1, 2021
Jun-21	August 2, 2021
Jul-21	September 1, 2021
Aug-21	October 4, 2021
Sep-21	November 1, 2021
Oct-21	December 6, 2021